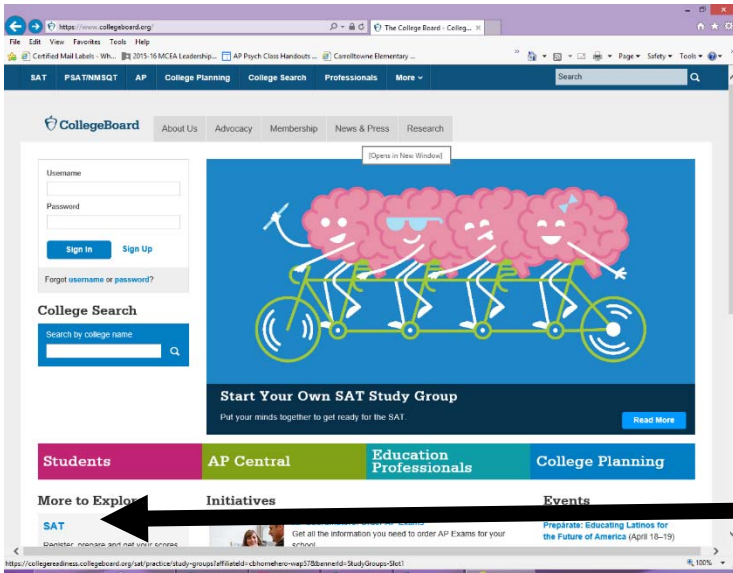
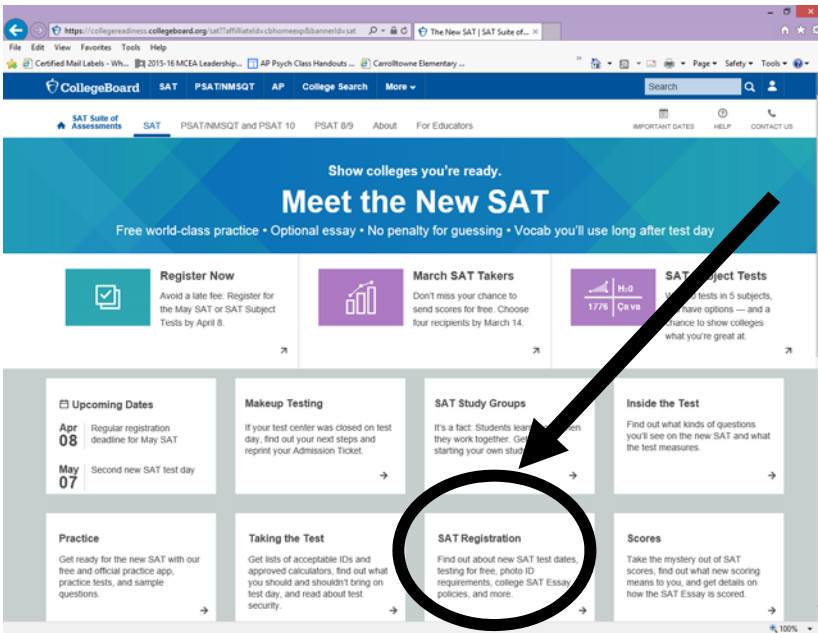


How to register for the SAT

1. Collegeboard.com

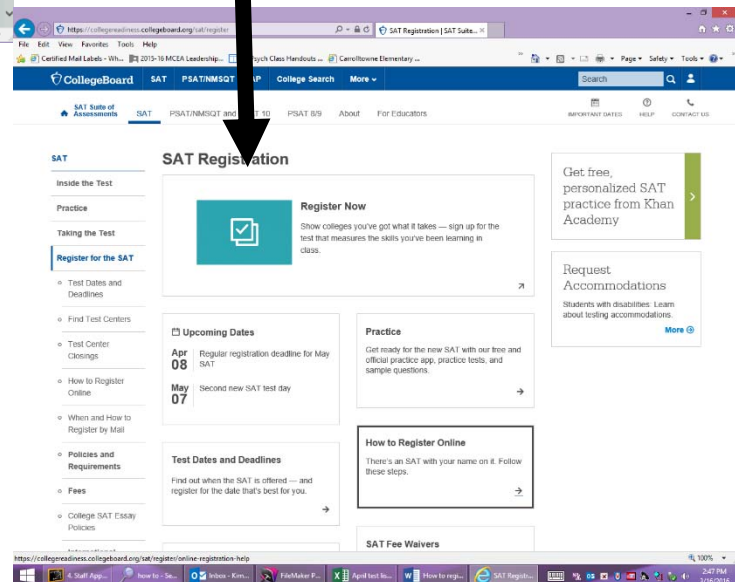


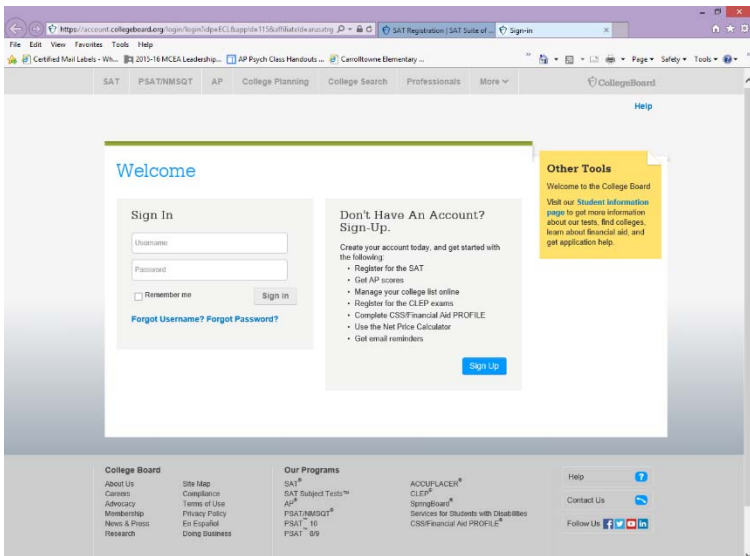
2. Click on SAT



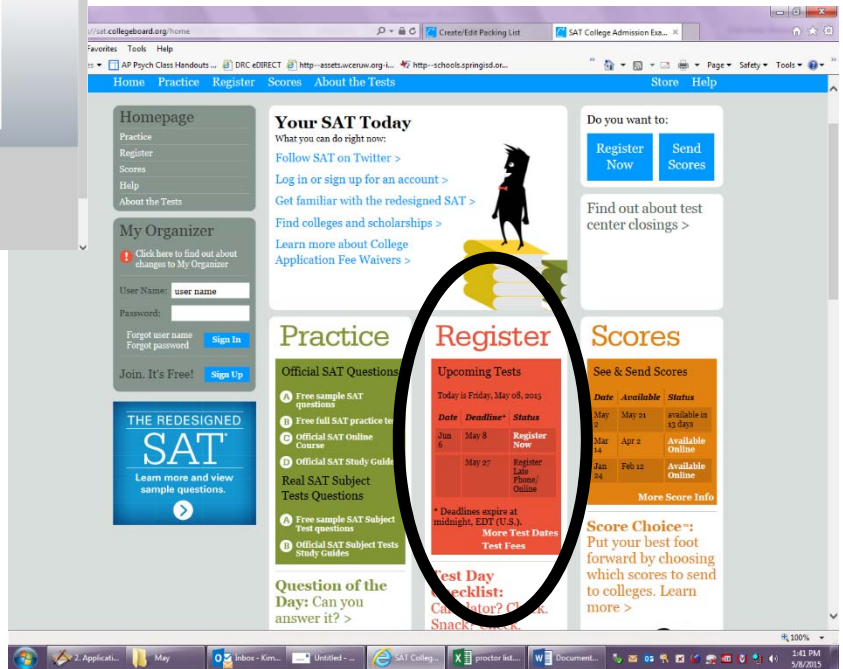
3. Click on SAT Registration

4. Click on Register Now





5. If you have a college board account go to **Sign In**
- a. If you don't have a college board account go to **Sign Up**
6. Click on SAT Registration – the page should look like this below but they have been updating the website.
7. Go to the red box



8. Click on Register Now
9. It will ask you for your password again
10. Click on let's begin or let's get started-
11. Answer all the questions that have the red *, you don't have to answer the other questions
12. Wheaton's school code is 211085
13. You must upload a picture, make sure it follows College Board's rules
14. If Wheaton is not a testing site for the test date you want, you can search for a school/test center near your house... many Wheaton students are testing at Blair, Einstein and Springbrook.
15. You will need a parent's credit card to pay for the test, if you don't do this by the deadline you will get charged a late fee... the deadline is normally one month before the test.
 - a. If you qualify for a fee waiver (meaning you have free or reduced lunch, please see Mrs. Polischek)
- If you have problems with logging in or website issue you will have to call collage board, I don't have any control over their website.
- If you need help with registration or you need fee waivers, please email Mrs. Polischek